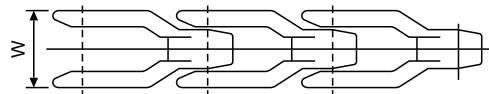
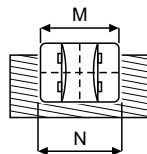
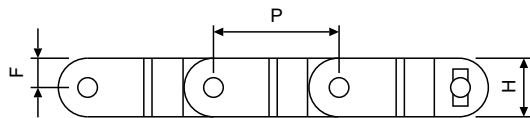


2600(CC 600) SERIES

Plate Materials: POM-DP, POM-LF

Pin Material: Cold rolled austenitic stainless steel



Dimension	mm
P	63.5
M	42.0
W	42.0
H	28.4
N	45.0
F	14.2

2600(CC 600) SERIES (Side Flexing Case Conveyor Chains)

	Width W		Working Load		Radius		Reverse Radius		Weight (kg/m)
	(mm)	(inch)	N(21°C)	lbs(21°C)	(mm)	(inch)	(mm)	(inch)	
2600	42.0	1.66	6000	1349	600	23.62	75	2.95	1.30