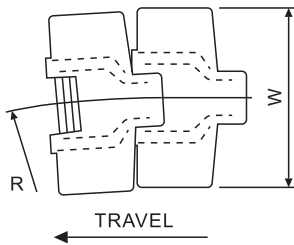
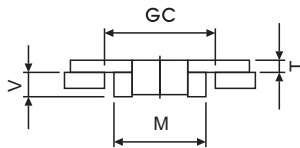
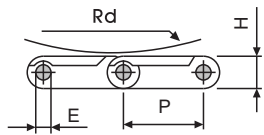



880M SERIES

Plate Materials: POM-DP,POM-LF
 Pin Material: Magnetic stainless steel



Magnetic System



Dimension	mm
P	38.1
R	400.0
W	-
H	15.0
T	4.0
E	7.1
M	42.1
V	11.0
RD	50.0
GC	44.0

880M (Side Flexing Plastic Chain)

	Width W		Working Load		Radius		Reverse Radius		Weight (kg/m)
	(mm)	(inch)	N(21°C)	lbs(21°C)	(mm)	(inch)	(mm)	(inch)	
880M K325	82.5	3.25	2100	472	500	19.68	50	1.97	1.03
880M K330	83.8	3.30	2100	472	500	19.69	50	1.97	1.09
880M K450	114.3	4.50	2100	472	610	24.00	50	1.97	1.16